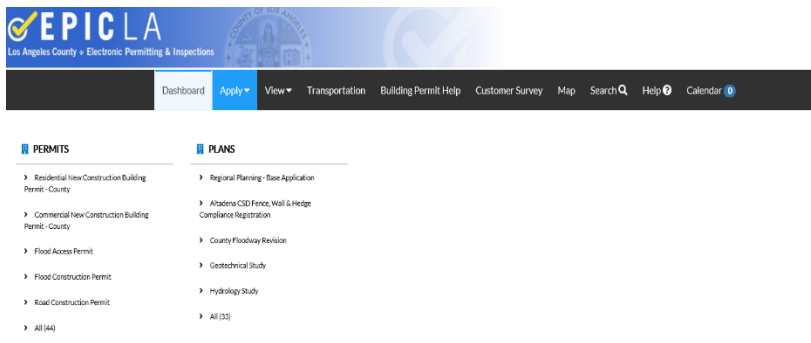
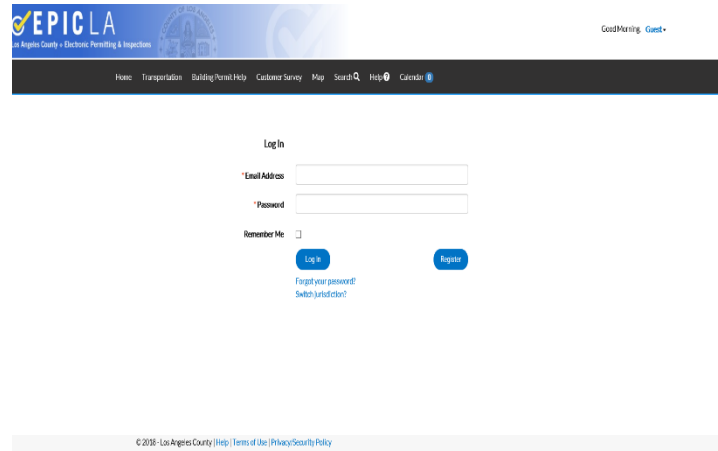


How to submit Sewer Improvement Plan

Step 1: Go to EPIC-LA website and login your account

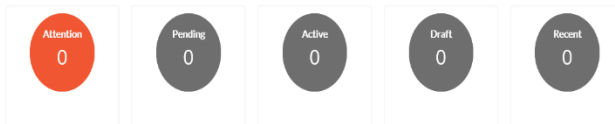
(<https://epicla.lacounty.gov/SelfService/#/login>)

(If you are the first-time user, please register first.)



Step 2: Click on “Apply” and click “All” under “PLANS”. Then select **Sewer Plan** and start to fill in the information of project and contacts

My Plans



- Transportation Impact Analysis**
Category Name: Engineering Studies
Description: If the County requires a transportation impact analysis as part of your project, select this plan type to submit and obtain approval for the traffic impact analysis (TIA) report.
[Apply](#)
- Bridge Plan**
Category Name: Public Improvement Plans
Description: If you require a bridge as part of your project, select this plan type to submit and obtain approval for the bridge plan. It is recommended that you start this as a sub-plan from within your street plan case.
[Apply](#)
- Grading Plan**
Category Name: Public Improvement Plans
Description: Select this plan type to submit and obtain approval for grading plans for subdivisions (Tract Map, Parcel Map, Condominiums) and conditional use permits (CUP).
[Apply](#)
- Landscape Water Efficiency Plan**
Category Name: Public Improvement Plans
Description: If the County requires a landscape water efficiency approval, select this plan type to submit and obtain approval for the landscape water efficiency plan.
[Apply](#)
- Sewer Plan**
Category Name: Public Improvement Plans
Description: If the Sewer Area Study requires public sewer improvements as part of your project, select this plan type to submit and obtain approval for the sewer plan. It is recommended that you start this as a sub-plan from within your Sewer Area Study case.
[Apply](#)
- Sewer Pump Station Plan**
Category Name: Public Improvement Plans
Description: If the Sewer Area Study requires sewer pump station improvements as part of your project, select this plan type to submit and obtain approval for the sewer pump station plan. It is recommended that you start this as a sub-plan
[Apply](#)

Apply for Plan - Sewer Plan

REQUIRED



LOCATIONS

Please search for and select the address(es) and/or parcel(s) on which your project is located. If vacant land, just search and select the parcel(s). If the location is not within the jurisdiction for this plan type, a warning will appear.

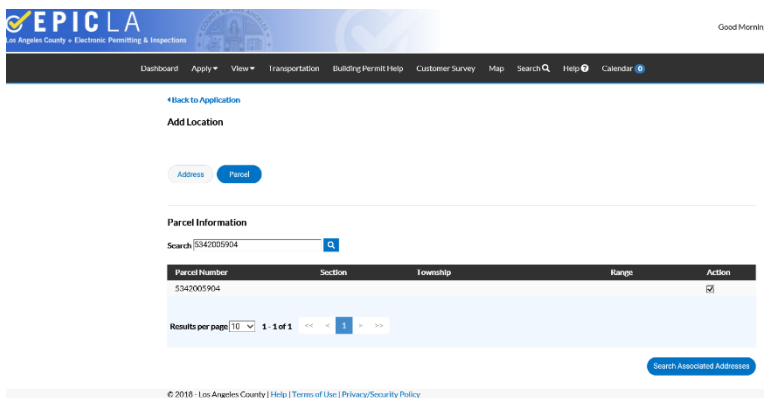
Add Location

+

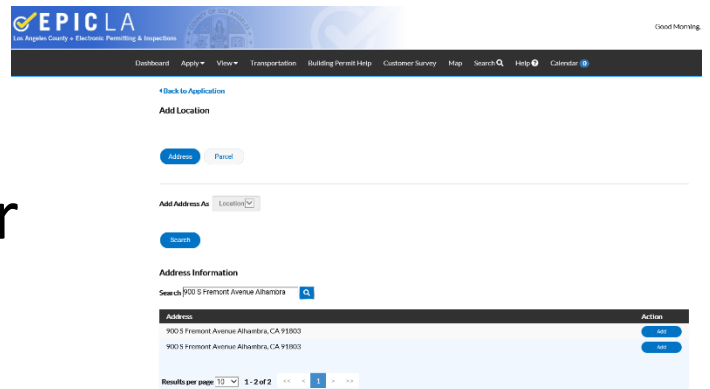
REQUIRED

Save Draft Next

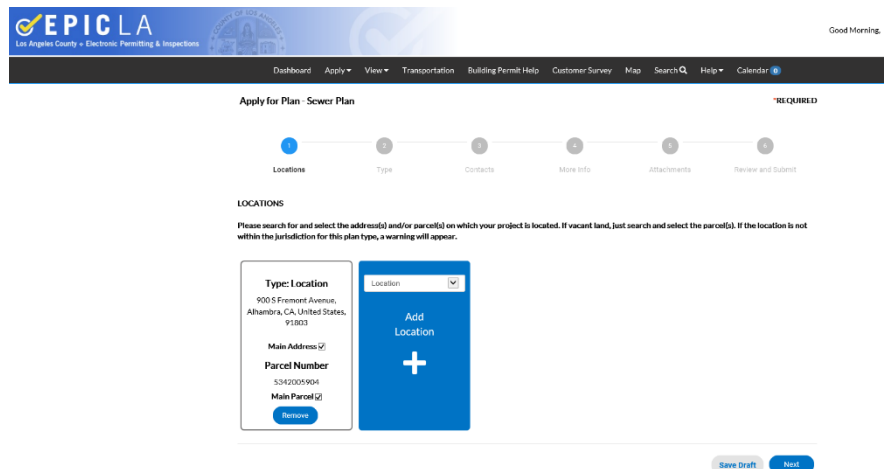
Step 3: You can add project location by searching the address of project site or Parcel Number (APN #). Please make sure the parcel number match the address of project site.



or



Note: If the project site consists of multiple lots, please repeat Step 3 to add all of them in this section.



Apply for Plan - Sewer Plan *REQUIRED

1 2 3 4 5 6

Locations | **Type** | Contacts | More info | Attachments | Review and Submit

PLAN DETAILS


Please provide a short description of this plan case in relation to the overall project.

* Plan Type:

Description:

Back Save Draft Next

Step 4: Description part is to relate the **Sewer Plan** with proposed project on site. It can be Tract Map (TR), Parcel Map (PM), Single Lot (Project site address), etc.


Good Morning,

Los Angeles County - Electronic Permitting & Inspections

Dashboard | Apply | View | Transportation | Building Permit Help | Customer Survey | Map | Search | Help | Calendar

Apply for Plan - Sewer Plan *REQUIRED

1 2 3 4 5 6

Locations | Type | **Contacts** | More info | Attachments | Review and Submit

CONTACTS

Please add any additional contacts that will participate on this project, such as submitting documents, paying bills, and checking status. You can only add contacts that have previously registered in EPIC-LA. You will be able to add contacts at any time during the project.

Applicant:

Add Contact

Back Save Draft Next

Step 5: Adding contact information. Please select the correct Account Holder for the contacted person.



MORE INFO

General Info

[Top](#) | [Main Menu](#)

Scope of Project

*** County staff will complete the items below ***

PC Number

Industrial Waste Permit Required

[Back](#)

[Save Draft](#) [Next](#)






Apply for Plan - Sewer Plan

REQUIRED



Attachments

Please attach the required and supporting documents.

 <p>Sewer Plan</p> <p>Sewer Plan Sample.pdf Size: 273.73 KB</p> <p>Remove</p>	 <p>Sewer Area Study</p> <p>Sewer Area Study.pdf Size: 3.19 MB</p> <p>Remove</p>	 <p>Supporting Document</p> <p>Sewer Underground Utilities Letter Unincorporated Size: 14.64 KB</p> <p>Remove</p>	 <p>Supporting Document</p> <p>COUNTY-LETTER OF PARTICIPATION.pdf Size: 66.85 KB</p> <p>Remove</p>
 <p>Supporting Document</p> <p>Sewer Plan Submittal Check List.pdf Size: 11.54 KB</p> <p>Remove</p>	<div style="border: 1px solid blue; background-color: #007bff; color: white; padding: 10px;"> <p>Supporting Document ▼</p> <p>Add Attachment</p> <p style="text-align: center; font-size: 2em;">+</p> <p>Supported: pdf, jpg, png, jpeg, gif, tiff, doc, docx, xls,xlsx, txt, zip,</p> </div>		

Step 7: This section is to upload the plan you prepared, Approved Sewer Area Study, and supporting documents. Please follow the Submittal List to upload the supporting documents and make sure the files have correct categorization.

Step 6: This section only requires to fill "Scope of Project". Please describe your proposed Sewer Plan, which includes the number of manhole, length of sewer pipe, specific detail, etc.

Apply for Plan - Sewer Plan

REQUIRED



Submit

Locations

Location 900 S Fremont Avenue, Alhambra, CA, United States, 91803

Parcel Number 5342005904

Basic Info

Type Sewer Plan

Description TR number / PM number / CUP number / PC number

Applied Date 12/19/2018

Contacts

Applicant



More Info

General Info

Scope of Project

Total Construction Valuation

*** County staff will complete the items below ***

PC Number

Sewer Bond Amount

[Top](#) | [Main Menu](#)

Attachments

Sewer Plan	Sewer Plan Sample.pdf
Sewer Area Study	Sewer Area Study.pdf
Supporting Document	Sewer Underground Utilities Letter Unincorporated Area.pdf
Supporting Document	COUNTY-LETTER OF PARTICIPATION.pdf
Supporting Document	Sewer Plan Submittal Check List.pdf

Back

Save Draft

Submit

Step 8: Verify all the information and submit the **Sewer Plan**. If you have any questions, please feel free to contact us.